



CD-EX Models Certified for:

Class I, Division 1, Group D and Class II, Division 1, Groups E, F and G
Class I, Division 2, Group D and Class II, Division 2, Groups F and G



CD EX Series IECEx 3rd Party Certified

Ex d IIB T4 Gb

Ex t IIIC T135°C Db IP65

IECEx LCI 10.0040

Certified for providing an Equipment Protection Level of EPL Db and EPL Gb



GUARANTEED for the Safe Recovery of Combustible/Conductive Dusts

ESD Safe Vacuum Cleaners for Hazardous Locations are designed to prevent ignition hazards.

We use metal parts or Static Dissipative Powder Coating to prevent Electrostatic Discharge (ESD)

Characteristics




Continuous Duty



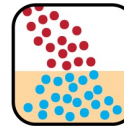
Explosion Proof



Dry Recovery



Less than 10 ohms



Wet Mix - Oil



SS 304



Coalescing Filter Element



HEPA Filter Available
HEPA - Optional



- Hydrogen - Risk Free.
- Immersion Separator "Wet Oil Mix" - Meant to be used with Mineral Oil or any other neutralizing liquid
- Designed for the recovery and INERTIZATION of conductive and explosive dust, such as Aluminum, Magnesium, Zirconium and other commercial alloys, into a Liquid Immersion Bath
- Group E Motor (Metal Dust) and Switch included.
- Legally certified explosion proof/dust ignition proof.
- Less than 10 Ohms of resistivity.
- Coalescing Filter Element (CFE) for moisture removal
- Continuous Duty 3-Phase (TEFC) Explosion Proof/Dust ignition Proof motor. Third Party Certified
- Stainless Steel Type 304 Interceptor Tank.
- Recovery capacity of 44 lbs. (20 Kg) of dust into 15.8 gallons (60 liters) of neutralizing liquid.
- All Stainless Steel SAE 304 construction
- Detachable Recovery Tank (DT) for easy disposal of recovered materials
- Equipped with a Liquid Level Indicator.
- Other motor performances available.

Specifications

CD-IT (160L) EX (CFE)	111155A1	111155A1P	111155A5	111155A5P
Model Name	CD-IT (160L) EX (CFE)	CD-IT (160L) EX (CFE)	CD-IT (160L) EX (CFE)	CD-IT (160L) EX (CFE)
Type (Powerhead)	Electric	Electric	Electric	Electric
TEFC Motor	Yes	Yes	Yes	Yes
Voltage	460 V	460 V	575 V	575 V
Hertz	60 Hz	60 Hz	60 Hz	60 Hz
Phase	Three	Three	Three	Three
Wattage	7400 W	7400 W	7400 W	7400 W
Power	10 HP	10 HP	10 HP	10 HP
Amperage	12 amps.	12 amps.	9.3 amps.	9.3 amps.
Air Flow	285 CFM	285 CFM	285 CFM	285 CFM
Vacuum Pressure	170 " H ₂ O	170 " H ₂ O	170 " H ₂ O	170 " H ₂ O
VRV Setting	95 " H ₂ O	95 " H ₂ O	95 " H ₂ O	95 " H ₂ O
Plug Type	Not Included	Not Included	Not Included	Not Included
Suction Inlet	2 "	2 "	2 "	2 "
Cart Type	Detachable Tank (DT)	Detachable Tank (DT)	Detachable Tank (DT)	Detachable Tank (DT)
Filter Cleaning	None	None	None	None
Length	73 "	73 "	73 "	73 "
Width	35 "	35 "	35 "	35 "
Weight (Vacuum Only)	962 lbs.	962 lbs.	962 lbs.	962 lbs.
Height	72 "	72 "	72 "	72 "
Cord Length	50 ft.	50 ft.	50 ft.	50 ft.

Please note that specifications are subject to change without notice

Use only recommended tools & accessories



IT-160L EX (CFE) with Recovery Tank removed



Liquid Level Indicator Tube - Included




Sieve Basket - Included



Multimeter - Included



HEPA Filter - Optional



Rupture Disk - Optional